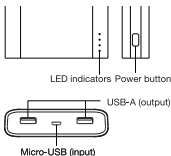


B20A PowerBank

Instruction Manual

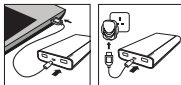
Read the instruction manual thoroughly before use. Keep the manual for future reference.



Operating instructions

Recharging the PowerBank

1. Connect the Micro-USB port of the PowerBank with a power source (computer or USB power adapter, output: 1A or above) through the provided USB charging cable (see figures below).




You can use the PowerBank to charge other devices (using USB-A port) while it is being recharged (see chapter "Charging other devices").

2. Disconnect the USB charging cable when all LED indicators are lit.

Charging other devices

1. Connect the fully-charged PowerBank with the device through the provided USB charging cable or the cable provided by the device's manufacturer. Select either one USB-A port, or use both ports for charging (see figures below).



2. Disconnect the USB charging cable when charging is complete. The PowerBank will turn off automatically.

LED indicators

- Refer to the LED indicators for battery level during charging or recharging. The PowerBank has the best battery strength when all LED indicators are lit. Before use, the battery level can be checked by pressing the power button once.

- Depending on the battery level, the last applicable LED indicator flashes when the PowerBank is being recharged and all applicable LED indicators remain lit when it is charging other devices. When the PowerBank is being charged and charging another device at the same time, the last applicable LED indicator flashes.

Usage tips

- If the PowerBank does not work, unplug the USB charging cable and reconnect it.
- It is normal that the PowerBank gets warm during use. It will gradually cool down to room temperature after fully discharged or recharged.

Specifications

- Input: DC 5V / 2A
- Output: USB-A x 2 – DC 5V / 2.1A (Total 2.1A)
- Dimension: 159 (L) x 83 (W) x 22 (H) mm
- Weight: 454g
- Operating temperature: 5 °C to 40 °C
- Battery: Lithium Ion 3.6V 20000mAh 72Wh
- Recharging time: 12 hours*

* Recharging time may vary under different operating conditions. Longer recharging time may be required when using for the first time.

Safety information

Please read below safety notes carefully before use to avoid any personal injury and property damage caused by improper use of the product. Any warranty claims or returns caused by misuses will not be accepted.

- Keep the product away from children and infirm persons.
- Keep the product away from heat sources, combustible gas, humidity and liquids.
- Do not attempt to repair, disassemble or destroy the product in any way.
- Keep the product away from metallic or conductive objects to avoid short-circuit.
- Do not operate a wet or otherwise damaged product.

This device complies with Part 15 of the FCC Rules. Operation is subject to the following two conditions: (1) this device may not cause harmful interference, and (2) this device must accept any interference received, including interference that may cause undesired operation.



Do not dispose of electrical appliances as unsorted municipal waste, use separate collection facilities. Contact your local government for information regarding the collection systems available. If electrical appliances are disposed of in landfills or dumps, hazardous substances can leak into the groundwater and get into the food chain, damaging your health and well-being.

GP